



# Management Report for XX Hospital

Quarterly Report 01/09/2008 to 30/11/2008

## O/E by Specialty

Specialty	Total No. of Procedures	% Comps.	% Deaths	O/E ratio Comps.	O/E ratio Mortality	Warning
ENT	151					
General Surgery	1187	6.66	1.43	1.04	0.91	
Gynaecology/Obstetrics	175	3.43		1.00		
MaxilloFacial	15	6.67		1.05		
Ophthalmology	138					
Orthopaedic	761	6.31	1.31	1.03	0.94	
Urology	308	2.27	0.65	0.42	1.00	
<b>Total</b>	<b>2735</b>	<b>5.16</b>	<b>1.06</b>	<b>1.00</b>	<b>0.97</b>	

## Consultants with O/E ratio greater than 1

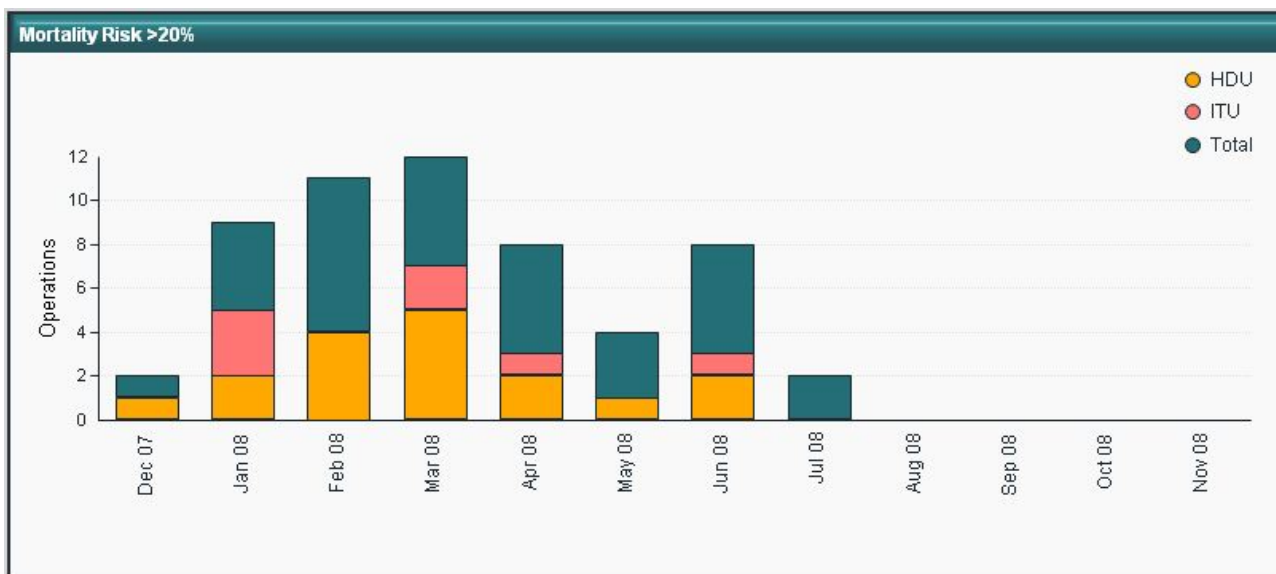
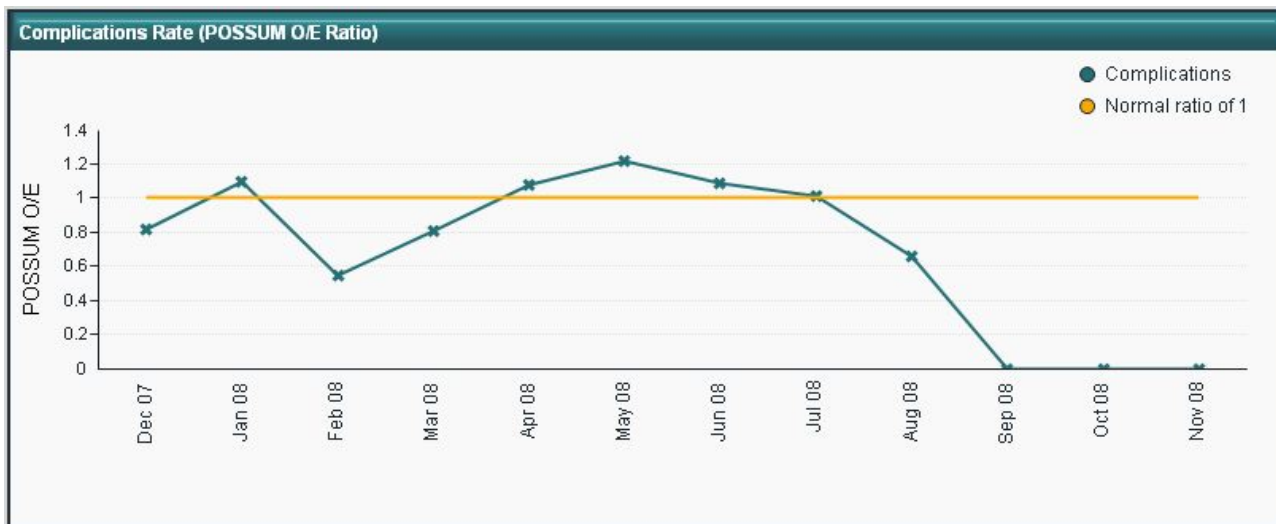
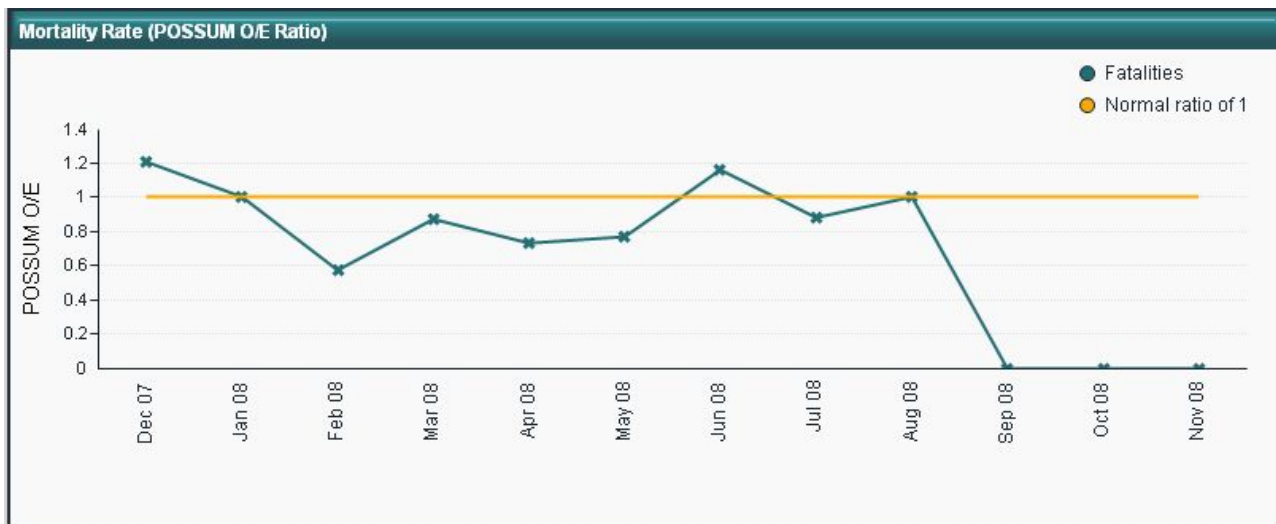
Consultant	Total No. of Procedures	% Comps.	% Deaths	O/E ratio Comps.	O/E ratio Mortality	Warning
Mr A	71	8.45	2.82	0.86	1.53	●●●
Mr B	78	5.13	1.28	0.50	1.03	
Mr C	193	7.77	3.63	1.10	1.83	●●●
Mr D	15	6.67		1.05		
Mr E	136	1.47	0.74	0.30	1.00	
Mr F	58	20.69	3.45	1.20	0.75	
Mr G	94	8.51	2.13	1.15	1.32	●
Mr H	72	12.50	1.39	1.03	1.05	
Mr I	87	10.34	3.45	0.82	1.14	
Mr J	206	5.34	2.42	0.66	1.27	●
Mr K	170	8.24	0.59	1.12	1.00	
Mr L	1	100.00		1.01		

Requested by SYSTEM



## Mortalities, Complications, Critical Care

Monthly Trend Report 01/12/2007 to 30/11/2008





## Consultant Summary Report, XX Hospital

Monthly Period 01/11/2008 to 30/11/2008

### Consultants

Consultant	Total Procs.	No. of Comps.	% Comps.	No. of Deaths	% Deaths	O/E ratio Comps.	O/E ratio Mortality
Mr A	74						
Mr B	16	1	6.3	1	6.3	0.8	3.4
Mr C	15						
Mr D	10						
Mr E	61	4	6.6	4	6.6	0.7	2.6
Mr F	3						
Mr G	16						
Mr H	28	1	3.6			0.8	
Mr I	3						
Mr J	7						
Mr K	5						
Mr L	21						
Mr M	8						
Mr N	49						
Mr O	11						
Mr P	6	1	16.7			1.7	
Mr Q	27						
Mr R	32	3	9.4			1.3	
Mr S	21	1	4.8			1.0	
Mr T	8	1	12.5			1.9	
Mr U	12	2	16.7	1	8.3	0.8	2.0
Mr V	2						
Mr W	37						
Mr X	39	3	7.7	1	2.6	1.1	1.4
Mr Y	4						
Mr Z	4						
Mr AA	27	1	3.7			0.4	
Mr AB	2						
Mr AC	18						
Mr AD	77	1	1.3			0.3	
Mr AE	2						
Mr AF	3						
Mr AG	8						